

Museum Detective's Clue Sheet

Use this sheet to record the solutions and clues in the puzzles and help us find our missing fossil!



Use the checklist below to help track where the missing fossil might be!


Some clues might help you eliminate a room while others will point you in the right direction.





- | | | |
|--------------------------------------|---|--|
| <input type="checkbox"/> Reception | <input type="checkbox"/> Museum Offices | <input type="checkbox"/> Snap Shots in Time Gallery |
| <input type="checkbox"/> Prep Lab | <input type="checkbox"/> Curation Lab | <input type="checkbox"/> Back to Basics Exhibit |
| <input type="checkbox"/> Casting Lab | <input type="checkbox"/> Repository | <input type="checkbox"/> Kyrgyzstan Crossroads Exhibit |

Use the solutions to the puzzles to fill in the missing information and find the exact location of the fossil.
Solve the final puzzle and enter the password on our website to see if you found the missing fossil!

Please hurry, we can't open the new exhibit without your help!

The missing fossil of _____, 
is located in the _____ part of the museum.

In _____, _____, _____
  

Final Puzzle for the Password:

